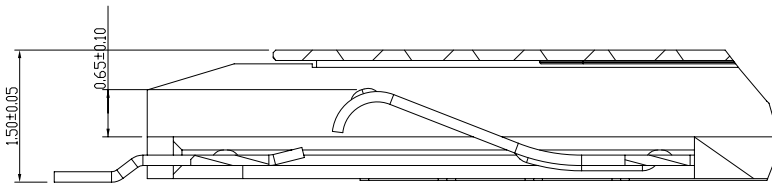
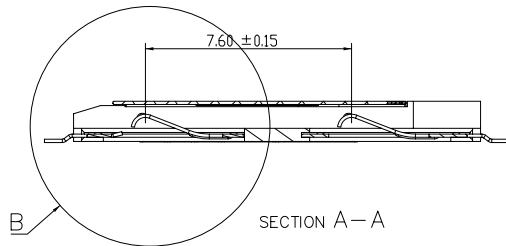
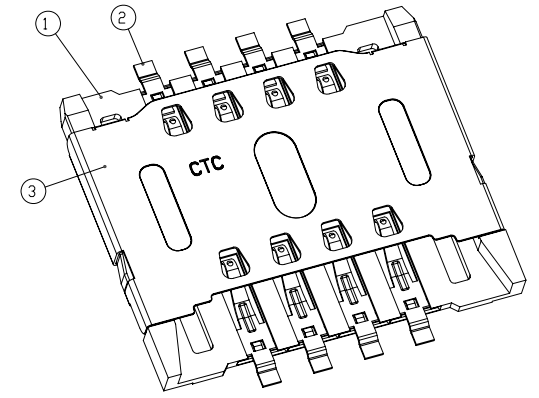
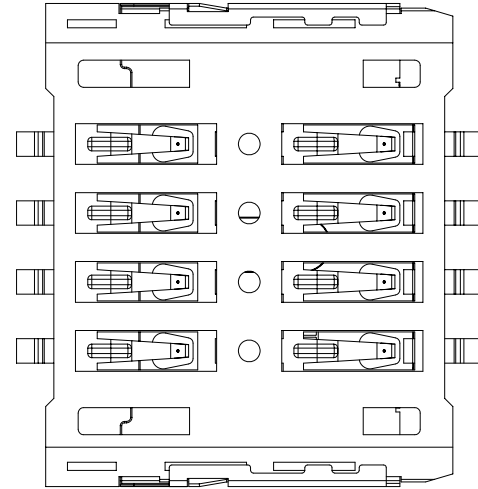
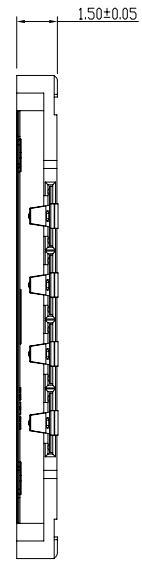
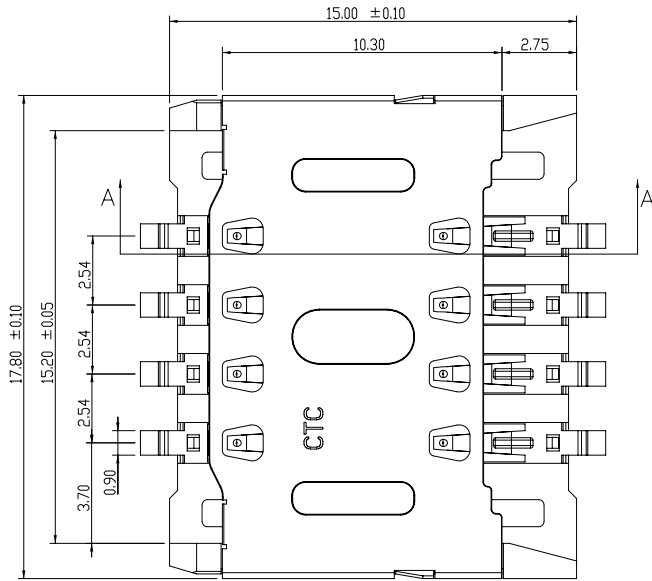
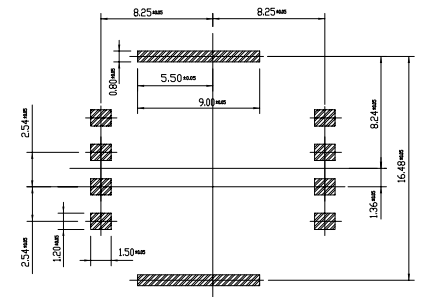


DRAWING	X	X.X	X.XX	X.XXX	ANGLE
TOLERANCE	±0.2	±0.1	±0.05	±0.005	±0.1°

참 조 No	부 품 명 PART NAME	수량 Q'TY	재 질 MATERIAL	색 상 COLOR	처 리 FINISH	비 고 REMARK
1	Housing	1	LCP	BLACK		
2	Terminal	8	CS210-EH		Sp1.5-3 μ m, Asp0.1 μ m crat	T=0.12
3	Shell	1	SUS304		Sp1.5-3 μ m, Asp 0.1 μ m	T=0.12



DETAIL B
SCALE 16:1



PCB PATTERN

NOTE:
1. Reflow 후 힘 변형 MAX0.1

△					검 제 ? DESIGN BY	검 토 ? CHK'D BY	승 인 ? APPROVE BY	작성 일자 DWG DATE	모델명 MODEL NAME	Siml Socket(T1.5)
△					J.G LIM			2007.05.15		
△								확 대 ? SCALE	부품명 PART NAME	ASS'Y
△								단 위 ? UNITS	모델 번호 MODEL No	6099-08G-C
No	내	용		작성일	작성자	승인	Connection Technologies Corporation		도면 번호 DWG No	IS123A023A