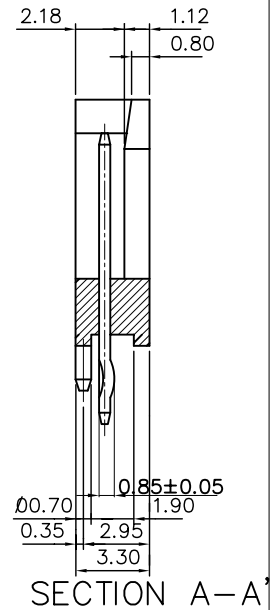
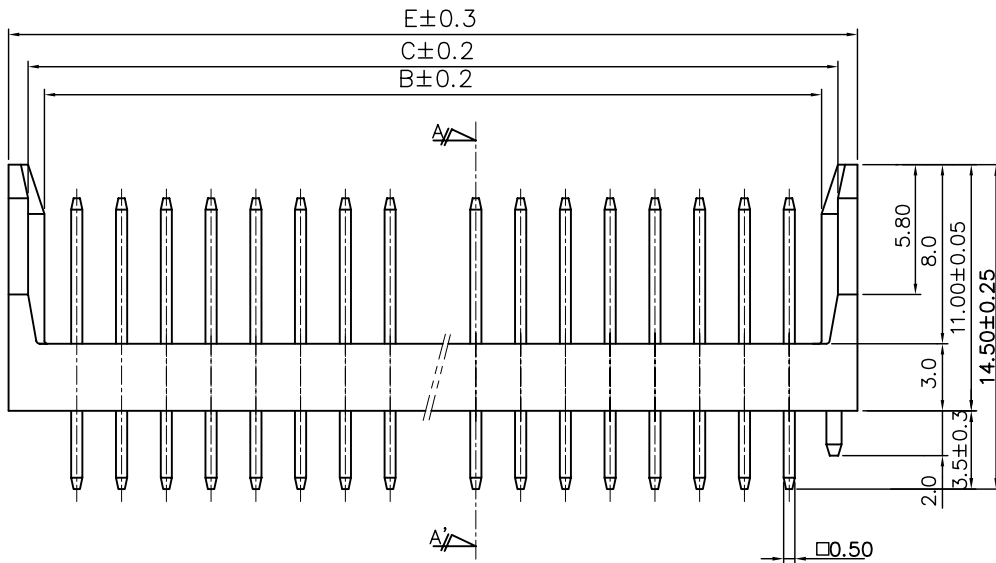
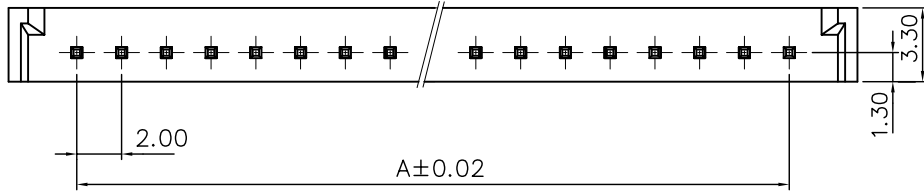
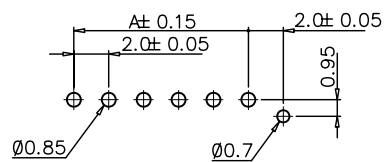


DRAWING	X.XXX	X.XX	X.X	X	Angle	REVISION HISTORY					
PRODUCT	±0.005	±0.05	±0.1	±0.2	±0.1°	REV	DATE	DESCRIPTION	DES'N BY	CH'D BY	APPROVED BY
TOOL	±0.001	±0.01	±0.1	±0.2	±0.1°	①					
(지시된 공차 이외에는 상기표에 준함)						②					



HOLES	A	B	C	E
6P	10.0	12.90	14.25	16.10
8P	14.0	16.90	18.25	20.10
10P	18.0	20.90	22.25	24.10
12P	22.0	24.90	26.25	28.10
14P	26.0	28.90	30.25	32.10
16P	30.0	32.90	34.25	36.10
18P	34.0	36.90	38.25	40.10
20P	38.0	40.90	42.25	44.10



PCB HOLE PATTERN

1	HOUSING	NYLON66 <UL94V-0>	BLACK COLOR	1	
2	TERMINAL	BRASS	TIN PLATING	**	
NO	PART NAME	METERIAL	SPECIFICATION	Q'TY	REMARKS
DES'N BY	CH'D BY	APPROVED BY	DWG DATE	TITLE	
			1998. 1. 20	FLOATING CONNECTOR	
			SCALE	2253-**P-T	
			3/1		
			UNITS	DWG NO	ISO12A014A
			MM		

CTC Conntction Technology Corporation