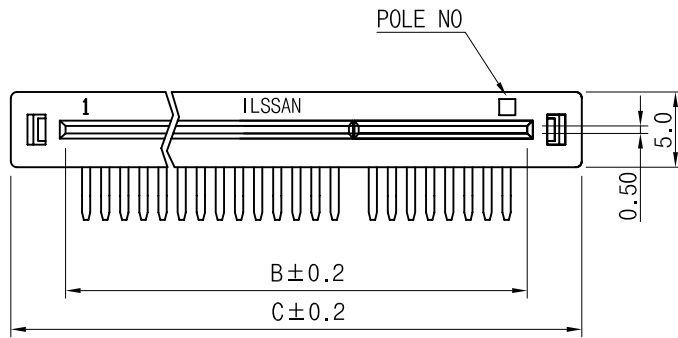
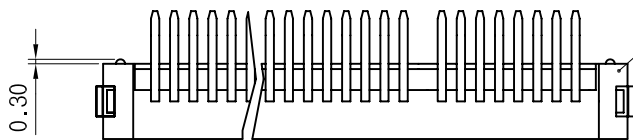
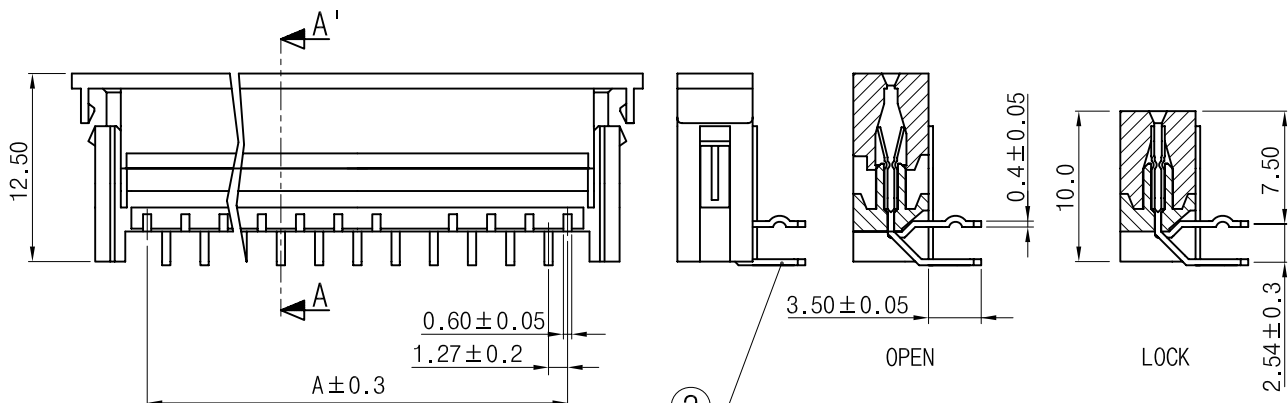


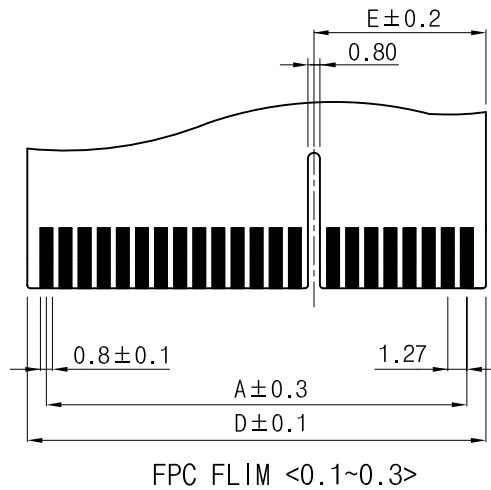
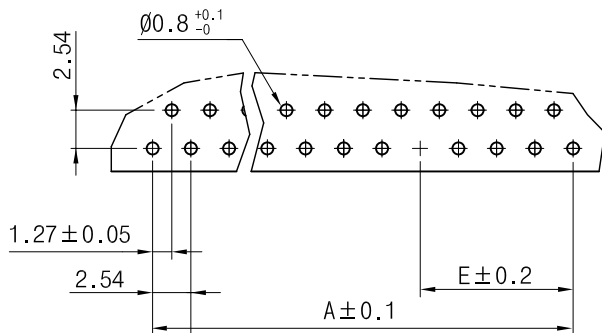
DRAWING	X.XXX	X.XX	X.X	X	Angle	REVISION HISTORY					
PRODUCT	±0.005	±0.05	±0.1	±0.2	±0.1°	REV	DATE	DESCRIPTION	DES'N BY	CH'D BY	APPROVED BY
TOOL	±0.001	±0.01	±0.1	±0.2	±0.1°	①					
(지시된 공차 이외에는 상기표에 준함)						②					



POLES	A	B	C	D	E
20	25.40	28.14	35.40	27.94	7.62
22	27.94	30.68	37.94	30.48	10.16
24	30.48	33.22	40.48	33.02	12.70
26	33.02	35.76	43.02	35.56	15.24
28	35.56	38.30	45.56	38.10	12.70
30	38.10	40.84	48.10	40.64	15.24
32	40.64	43.38	50.64	43.18	17.78
36	45.72	48.46	55.72	48.26	22.86



PCB HOLE PATTERN



FPC FLIM <0.1~0.3>

1	HOUSING	PBT (UL94V-0)		1	
2	TERMINAL	PHOSPHOR BRONZE	TIN PLATING	**	
NO	PART NAME	MATERIAL	SPECIFICATION	Q'TY	REMARKS
DES'N BY	CH'D BY	APPROVE BY	DWG DATE	TITLE	
			1998.2.2	FPC CONNECTOR	
			SCALE	2255-**-T	
			2/1		
			UNITS	DWG NO	IS014A014A
			MM		

